


Part C ORSO Schemes

ORSO SCHEMES

1. NUMBER OF ORSO SCHEMES (2 YEAR COMPARISON)
– BY BENEFIT TYPE



2. NUMBER OF ORSO SCHEMES (as at 31 March 2001)
– BY BENEFIT TYPE

Scheme Type	Benefit Type					
	Defined Contribution		Defined Benefit		Total	
	No. of Schemes	%	No. of Schemes	%	No. of Schemes	%
Registered Scheme						
– MPF exempted	5 438	36	329	24	5 767	35
– Non-MPF exempted	8 773	57	87	6	8 860	53
	14 211	93	416	30	14 627	88
Exempted Scheme						
– MPF exempted	313	2	226	17	539	3
– Non-MPF exempted	783	5	728	53	1 511	9
	1 096	7	954	70	2 050	12
Total	15 307	100	1 370	100	16 677	100

MPF EXEMPTED ORSO SCHEMES


1. NUMBER OF MPF EXEMPTED ORSO SCHEMES (as at 31 March 2001)

	ORSO Registered Schemes	ORSO Exempted Schemes	Total
(a) Number of MPF Exempted ORSO Schemes approved as at 1 August 2000	6 388	555	6 943
(b) Number of new applications approved during the period from 1 August 2000 to 31 March 2001 (Note)	13	0	13
(c) Number of withdrawals of MPF Exemption Certificates during the period from 1 August 2000 to 31 March 2001	634	16	650
(d) Number of MPF Exempted ORSO Schemes as at 31 March 2001 [i.e. (d) = (a) + (b) – (c)]	5 767	539	6 306

Note: This refers to the application for MPF exemption in respect of newly established ORSO registered schemes whereby all or a substantial portion of the members and assets of the schemes were transferred from 1 or more MPF exempted ORSO schemes as a result of scheme restructuring or bona fide business transactions.

ORSO REGISTERED SCHEMES

1. NUMBER OF MEMBERS COVERED BY ORSO REGISTERED SCHEMES (2 YEAR COMPARISON) – BY BENEFIT TYPE



* After excluding 72 000 members of MPF exempted ORSO registered schemes who have opted to join MPF schemes.

2. NUMBER OF MEMBERS COVERED BY ORSO REGISTERED SCHEMES (as at 31 March 2001)

– BY BENEFIT TYPE

Scheme Type	Benefit Type					
	Defined Contribution		Defined Benefit		Total	
	('000)	%	('000)	%	('000)	%
MPF exempted (Note)	346	66	178	34	524	100
Non-MPF exempted	238	94	14	6	252	100
Total	584	75	192	25	776	100

Note: After excluding 72 000 members of MPF exempted ORSO registered schemes who have opted to join MPF schemes.

CONTRIBUTION AMOUNT

3. CONTRIBUTION AMOUNT TO ORSO REGISTERED SCHEMES

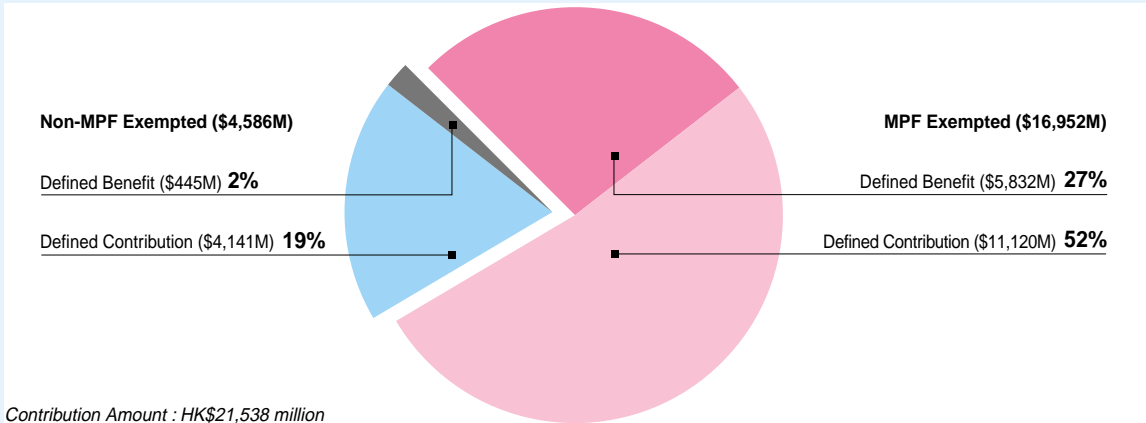
– BY EMPLOYERS AND EMPLOYEES

	MPF Exempted (in million HK\$)	Non-MPF Exempted (in million HK\$)	Total (in million HK\$)
Employer's Contributions			
– Ordinary	12,688 (75%)	2,782 (61%)	15,470 (72%)
– Initial/Special	379 (2%)	120 (2%)	499 (2%)
	13,067 (77%)	2,902 (63%)	15,969 (74%)
Employee's Contributions	3,885 (23%)	1,684 (37%)	5,569 (26%)
Total Contributions	16,952 (100%)	4,586 (100%)	21,538 (100%)

Source: The latest annual returns in respect of 13 963 ORSO registered schemes

4. CONTRIBUTION AMOUNT TO ORSO REGISTERED SCHEMES

– BY BENEFIT TYPE

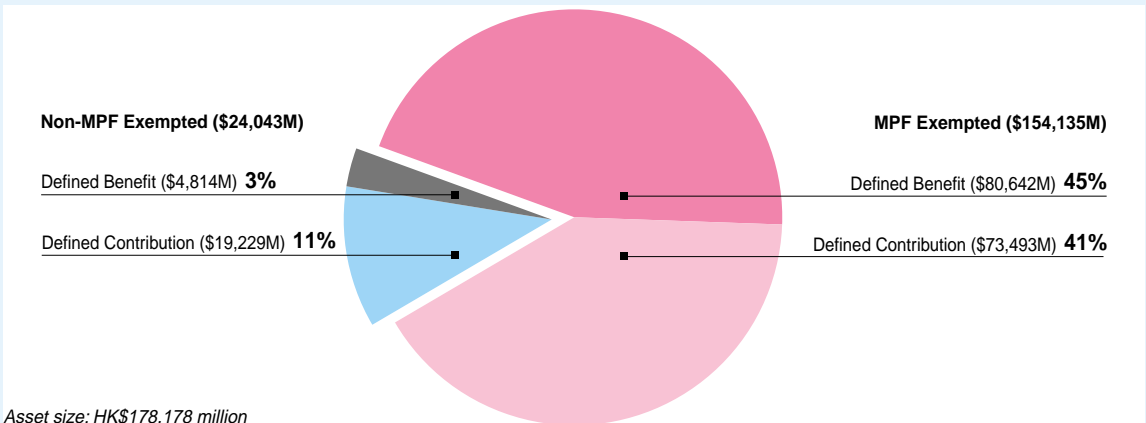


Source: The latest annual returns in respect of 13 963 ORSO registered schemes

ASSET SIZE

5. ASSET SIZE OF ORSO REGISTERED SCHEMES

– BY BENEFIT TYPE



Source: The latest annual returns in respect of 13 963 ORSO registered schemes