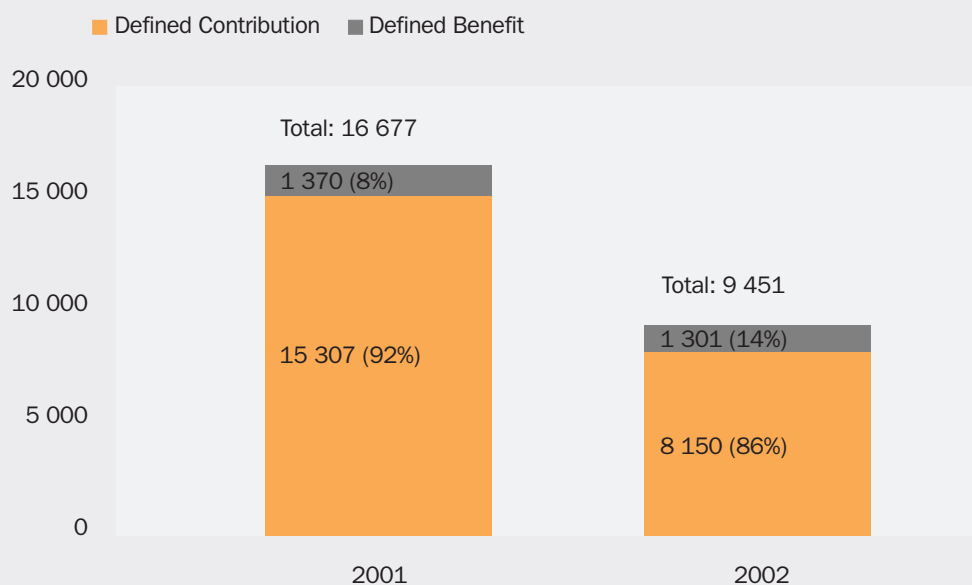


Part C: ORSO Schemes

ORSO Schemes

1. Number of ORSO Schemes (2 year comparison) – by Benefit Type



2. Number of ORSO Schemes as at 31.3.2002 – by Benefit Type

Scheme Type	Benefit Type					
	<i>Defined Contribution</i>		<i>Defined Benefit</i>		<i>Total</i>	
	No. of schemes	%	No. of schemes	%	No. of schemes	%
Registered Scheme						
- MPF <i>exempted</i>	5 155	63	3 18	25	5 473	58
- Non-MPF <i>exempted</i>	1 945	24	44	3	1 989	21
	7 100	87	3 62	28	7 462	79
Exempted Scheme						
- MPF <i>exempted</i>	289	4	2 14	16	503	5
- Non-MPF <i>exempted</i>	761	9	725	56	1 486	16
	1 050	13	939	72	1 989	21
Total	8 150	100	1 301	100	9 451	100

MPF Exempted ORSO Schemes

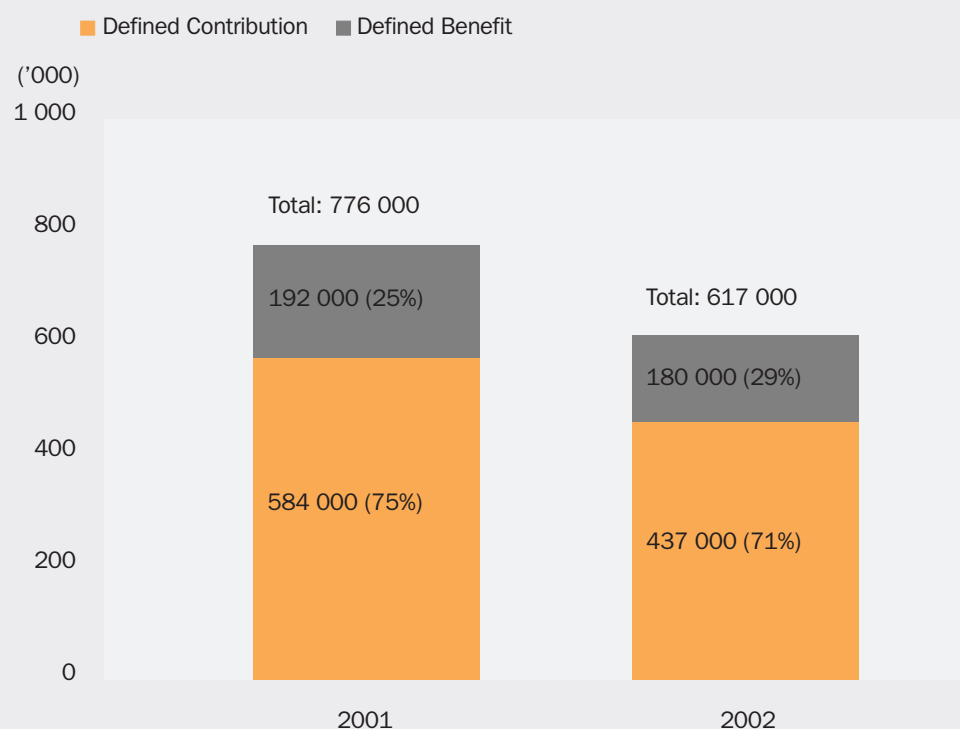
I. Number of MPF Exempted ORSO Schemes *as at 31.3.2002*

	ORSO Registered Schemes	ORSO Exempted Schemes	Total
(A) Number of MPF Exempted ORSO Schemes approved as at 31 March 2001	5 767	539	6 306
(B) Number of new applications approved during the period from 1 April 2001 to 31 March 2002 (Note)	15	0	15
(C) Number of withdrawals of MPF Exemption Certificates during the period from 1 April 2001 to 31 March 2002	309	36	345
(D) Number of MPF Exempted ORSO Schemes as at 31 March 2002 [i.e. (D) = (A) + (B) – (C)]	5 473	503	5 976

Note: This refers to the application for MPF exemption in respect of newly established ORSO registered schemes whereby all or a substantial portion of the members and assets of the schemes were transferred from one or more MPF exempted ORSO schemes as a result of scheme restructuring or bona fide business transactions.

ORSO Registered Schemes

I. Number of Members Covered by ORSO Registered Schemes (2 year comparison) – by Benefit Type



2. Number of Members Covered by ORSO Registered Schemes
as at 31.3.2002 – by Benefit Type

Scheme Type	Benefit Type					
	Defined Contribution		Defined Benefit		Total	
	'000	%	'000	%	'000	%
MPF exempted	352	67	172	33	524	100
Non-MPF exempted	85	91	8	9	93	100
Total	437	71	180	29	617	100

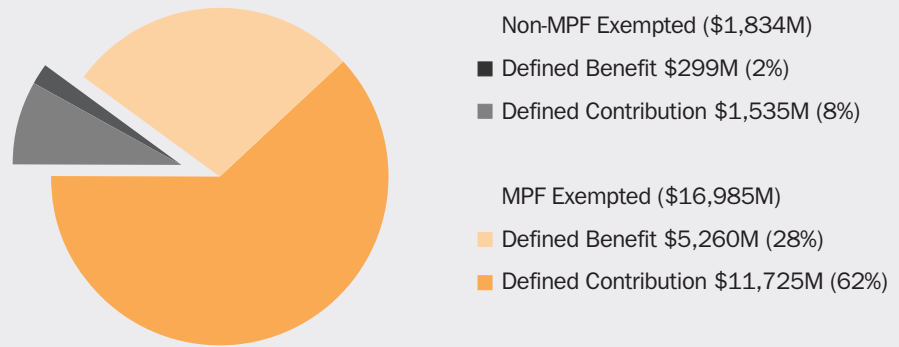
Contribution Amount

3. Contribution Amount to ORSO Registered Schemes – by Employers
and Employees

	MPF Exempted HK\$ million	Non-MPF Exempted HK\$ million	Total HK\$ million
Employer's Contributions			
- Ordinary	12,456 (73%)	1,138 (62%)	13,594 (72%)
- Initial/Special	556 (3%)	58 (3%)	614 (3%)
Sub-total	13,012 (76%)	1,196 (65%)	14,208 (75%)
Employee's Contributions	3,973 (24%)	638 (35%)	4,611 (25%)
Total Contributions	16,985 (100%)	1,834 (100%)	18,819 (100%)

Source: The latest annual returns in respect of 7 316 ORSO registered schemes

4. Contribution Amount to ORSO Registered Schemes – by Benefit Type

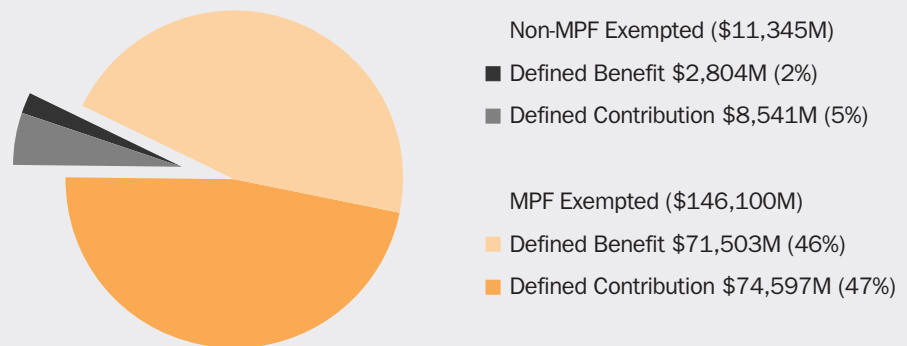


Contribution Amount: HK\$18,819 million

Source: The latest annual returns in respect of 7 316 ORSO registered schemes

Asset Size

5. Asset Size of ORSO Registered Schemes – by Benefit Type



Asset Size: HK\$157,445 million

Source: The latest annual returns in respect of 7 316 ORSO registered schemes