



強制性公積金計劃管理局  
MANDATORY PROVIDENT FUND  
SCHEMES AUTHORITY

# 強制性公積金計劃 統計摘要

## Mandatory Provident Fund Schemes Statistical Digest

季刊  
Quarterly Report

2024年6月  
June 2024

© 版權所有 強制性公積金計劃管理局 2024

歡迎各界引用或複製本報告內容，惟須清楚註明資料來源，且不得作商業用途。

出版機構：

**強制性公積金計劃管理局**

香港觀塘巧明街 98 號

The Millennity 1 座 12 樓

電話：2918 0102

傳真：2259 8806

電郵：[mpfa@mpfa.org.hk](mailto:mpfa@mpfa.org.hk)

網址：[www.mpfa.org.hk](http://www.mpfa.org.hk)

© Mandatory Provident Fund Schemes Authority 2024

Reproduction for non-commercial purpose is permitted provided that the source is properly stated.

Published by

**Mandatory Provident Fund Schemes Authority**

Level 12, Tower 1, The Millennity

98 How Ming Street

Kwun Tong

Hong Kong

Tel：2918 0102

Fax：2259 8806

Email：[mpfa@mpfa.org.hk](mailto:mpfa@mpfa.org.hk)

Website：[www.mpfa.org.hk](http://www.mpfa.org.hk)



目錄	CONTENTS	頁數/Page
I. 統計數據一覽表	Summary Statistics	1
II. 圖表	Charts and Tables	
1. 強制性公積金（強積金）計劃登記情況	1. Enrolment in Mandatory Provident Fund (MPF) Schemes	3
2. 強積金計劃的已收供款及已支付權益	2. Contributions Received and Benefits Paid - MPF Schemes	5
3. 強積金中介人	3. MPF Intermediaries	8
4. 強積金產品	4. MPF Products	9
5. 強積金投資表現	5. MPF Investment Performance	12
6. 預設投資策略	6. Default Investment Strategy	15
7. 職業退休計劃	7. Occupational Retirement Schemes (ORSO Schemes)	17
III. 資料來源	Sources of Data	18



## I. 統計數據一覽表 — 2024年6月30日 Summary Statistics – 30 June 2024

<b>強積金制度</b>	
<b>MPF System</b>	
<b>登記數目<sup>#</sup></b>	<b>(‘000)</b>
<b>Enrolment<sup>#</sup></b>	
僱主	364
Employers	
僱員	2 642
Employees	
自僱人士	235
SEPs	
<b>帳戶數目</b>	<b>(‘000)</b>
<b>Number of Accounts</b>	
供款帳戶	4 471
Contribution Accounts	
個人帳戶	6 596
Personal Accounts	
可扣稅自願性供款帳戶	77
Tax-deductible Voluntary Contribution (TVC) Accounts	
<b>計劃成員總數<sup>1 #</sup></b>	<b>(‘000)</b>
<b>Total Number of Scheme Members<sup>1 #</sup></b>	<b>4 754</b>
<b>強積金計劃</b>	
<b>MPF Schemes</b>	
核准受託人數目 <sup>2</sup>	12
Number of Approved Trustees <sup>2</sup>	
註冊計劃數目	24
Number of Registered Schemes	
核准成分基金數目	379
Number of Approved Constituent Funds	
核准匯集投資基金數目	314
Number of Approved Pooled Investment Funds	
核准緊貼指數集體投資計劃數目	220
Number of Approved Index-tracking Collective Investment Schemes	
2024年第2季已收供款 (百萬港元)	22,094
Contributions Received, Q2 2024 (HK\$ million)	
所有計劃的總淨資產值 <sup>3</sup> (百萬港元)	1,225,916
Aggregate Net Asset Values of All Schemes <sup>3</sup> (HK\$ million)	

# 估計數字。  
Estimated figures.

1 截至2023年12月31日。  
As of 31 December 2023.

2 不包括沒有營運任何強積金計劃的受託人。  
Excluding trustees which do not operate any MPF schemes.

3 有關數字包括從職業退休計劃轉移過來的資產。  
The figure includes assets transferred from ORSO schemes.



職業退休計劃 ORSO Schemes	
<b>職業退休計劃數目總計</b> <b>Total Number of ORSO Schemes</b>	3 221
職業退休註冊計劃數目 <sup>1</sup> Number of ORSO Registered Schemes <sup>1</sup>	2 813
職業退休豁免計劃數目 Number of ORSO Exempted Schemes	408
<b>職業退休註冊計劃<sup>1</sup></b> <b>ORSO Registered Schemes<sup>1</sup></b>	
僱主數目 Number of Employers	4 648
所涵蓋的僱員數目 Number of Employees Covered	263 998
年度供款款額（百萬港元） Annual Contribution Amount (HK\$ million)	20,880
資產值（百萬港元） Asset Value (HK\$ million)	291,732

<sup>1</sup> 由於各個職業退休註冊計劃的財政年度並無劃一的起訖日期，有關的統計數字是根據截至2024年6月30日的職業退休註冊計劃向積金局呈交的最新周年申報表所載之資料而編製。  
Since ORSO registered schemes do not have common start and end dates of the financial year, statistics of these schemes were compiled on the basis of the latest annual returns filed with the MPFA up to 30 June 2024.



## II. 圖表 Charts and Tables

### 1. 強積金計劃登記情況<sup>#</sup> Enrolment in MPF Schemes<sup>#</sup>

與上季比較，僱主、僱員及自僱人士的登記率保持平穩。

Compared with the last quarter, the enrolment rates of employers, employees and SEPs remained stable.

圖 II.1.1 強積金計劃登記情況  
Chart II.1.1 Enrolment in MPF Schemes

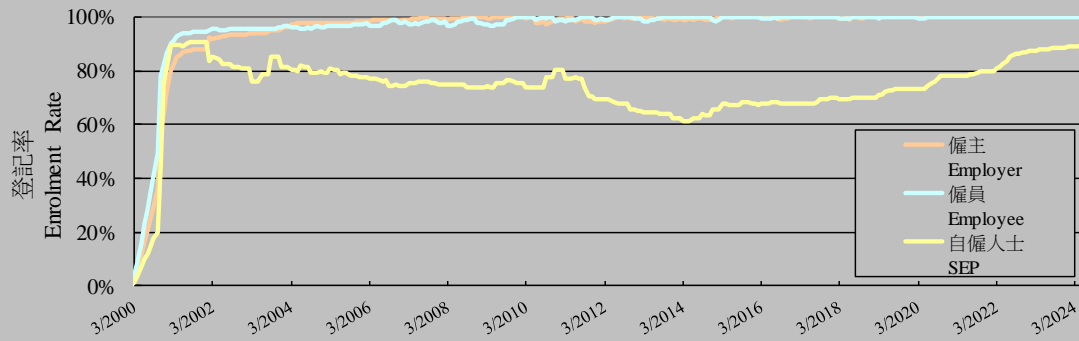


表 II.1.1 登記數目<sup>1</sup> 及登記率  
Table II.1.1 Enrolment<sup>1</sup> and Enrolment Rates

日期 As at	僱主 Employer		僱員 Employee		自僱人士 SEP	
	登記數目 Enrolment (‘000)	登記率 Enrolment Rate (%)	登記數目 Enrolment (‘000)	登記率 Enrolment Rate (%)	登記數目 Enrolment (‘000)	登記率 Enrolment Rate (%)
30.06.2023	353	100	2 669	100	238	88
30.09.2023	357	100	2 670	100	237	88
31.12.2023	359	100	2 662	100	237	89
31.03.2024	361	100	2 643	100	236	89
30.06.2024	364	100	2 642	100	235	90

<sup>#</sup> 估計數字。  
Estimated figures.

<sup>1</sup> 強積金制度是以就業為基礎的制度，部分僱主及成員可能參加多於一個強積金計劃。對於以同一身分參加多於一個計劃的僱主及成員，有關數字已予調整。  
As the MPF System is an employment-based system, some employers and members may be participating in more than one scheme. Adjustments have been made for employers and members who are participating in more than one scheme in the same capacity.



表 II.1.2 帳戶數目  
Table II.1.2 Number of Accounts

日期 As at	供款帳戶 <sup>1</sup> Contribution Accounts <sup>1</sup> (‘000)	個人帳戶 <sup>2</sup> Personal Accounts <sup>2</sup> (‘000)	可扣稅自願性供款帳戶 <sup>3</sup> Tax-deductible Voluntary Contribution Accounts <sup>3</sup> (‘000)
30.06.2023	4 434	6 447	70
30.09.2023	4 454	6 482	70
31.12.2023	4 444	6 541	72
31.03.2024	4 449	6 580	76
30.06.2024	4 471	6 596	77

1 供款帳戶主要用作接收及持有就計劃成員現時的受僱工作或自僱工作支付的強制性及自願性供款（如有），以進行投資。

A Contribution Account is primarily used to receive and hold mandatory contributions and voluntary contributions (if any) paid in respect of a scheme member's current employment or current self-employment for investment.

2 個人帳戶主要用作接收及持有來自計劃成員供款帳戶的以往受僱工作或自僱工作所產生的強積金權益，以及作為僱員的計劃成員從現職供款帳戶轉移的僱員強制性供款所產生的強積金權益。

A Personal Account is primarily used to receive and hold MPF benefits in respect of a scheme member's former employment or former self-employment which are transferred from a Contribution Account, and also the part of MPF benefits derived from employee mandatory contributions during current employment which are transferred from a Contribution Account by an employee scheme member.

3 可扣稅自願性供款帳戶指用以存入可扣稅自願性供款的帳戶；可扣稅自願性供款帳戶亦可用作持有成員由該等可扣稅自願性供款產生的權益，以及從其他可扣稅自願性供款帳戶轉移至該帳戶的權益。

A Tax-deductible Voluntary Contribution (TVC) Account refers to an account opened into which TVC are paid and in which the member's benefits derived from those TVC and the TVC transferred to the account from other TVC accounts are held.

## 2. 強積金計劃的已收供款及已支付權益 Contributions Received and Benefits Paid - MPF Schemes

表 II.2.1 強積金計劃的已收供款及已支付權益

Table II.2.1 Contributions Received and Benefits Paid - MPF Schemes

(百萬港元) (HK\$ million)

季度 Quarter	已收供款 Contributions Received					已支付權益 Benefits Paid				
	強制性 Mandatory	自願性 Voluntary	特別 自願性 <sup>1</sup> Special Voluntary <sup>1</sup>	可扣稅 自願性 <sup>2</sup> Tax- deductible Voluntary <sup>2</sup>	總計* Total*	強制性 Mandatory	自願性 Voluntary	特別 自願性 <sup>1</sup> Special Voluntary <sup>1</sup>	可扣稅 自願性 <sup>2</sup> Tax- deductible Voluntary <sup>2</sup>	總計* Total*
Q2 2023	16,272	4,414	123	357	21,166	6,777	1,733	158	77	8,745
Q3 2023	16,431	4,481	131	271	21,314	8,427	2,140	148	97	10,812
Q4 2023	16,484	4,425	155	287	21,351	7,868	1,911	157	96	10,032
Q1 2024	17,114	4,640	125	1,013	22,893	7,653	1,884	166	84	9,786
Q2 2024	16,787	4,739	135	434	22,094	8,229	1,868	152	120	10,369

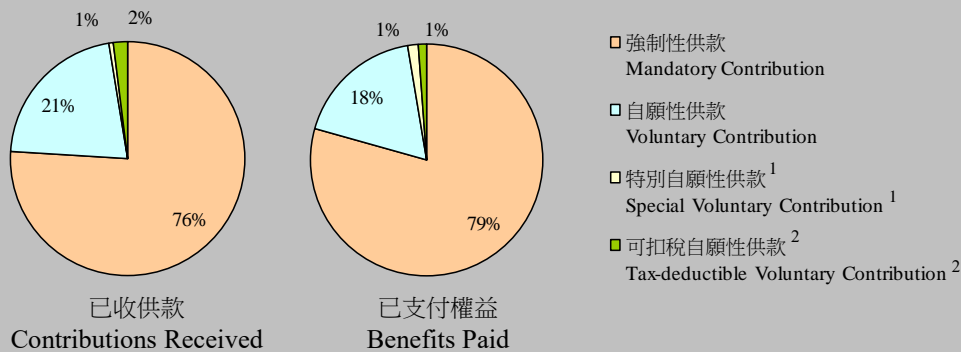
圖 II.2.1

按供款種類劃分的已收強積金供款及已支付強積金  
權益百分比\*

(2024年4月1日至2024年6月30日)

Chart II.2.1

Percentage Share of MPF Contributions Received and MPF  
Benefits Paid\* by Contribution Type  
(1 April 2024 to 30 June 2024)



\* 經四捨五入後，各項數字或百分比的總和未必等同總計數字或 100%。  
Figures or percentages may not sum up to the total or 100% due to rounding.

1 特別自願性供款指僱員直接向受託人支付的自願性供款。有別於一般自願性供款，特別自願性供款與就業無關，即供款無須經僱主支付，而強積金權益的提取也不受就業情況及保存規定所限。

Special Voluntary Contributions refer to voluntary contributions paid directly by an employee to the trustee. Unlike general voluntary contributions, these contributions are non-employment related, i.e. contributions do not go through the employer, and withdrawal of MPF benefits is neither tied to employment nor subject to preservation requirements.

2 可扣稅自願性供款指存入可扣稅自願性供款帳戶的供款。

Tax-deductible Voluntary Contributions (TVC) refer to contributions that are paid into a TVC account.





表 II.2.2 按提取理由劃分的強積金權益的申索數目<sup>1</sup>  
Table II.2.2 Number of Claims<sup>1</sup> of MPF Benefits by Grounds of Withdrawal

季度 Quarter	退休 Retirement	提早退休 Early Retirement	永久 離開香港 Permanent Departure from Hong Kong	完全喪失 行為能力 Total Incapacity	罹患末期 疾病 Terminal Illness	小額結餘 帳戶 Small Balance Account	死亡 Death	抵銷 遣散費 Offsetting Severance Payment	抵銷長期 服務金 Offsetting Long Service Payment
Q2 2023	30 700	5 700	7 300	400	200	§	1 800	6 400	5 100
Q3 2023	37 600	7 000	8 700	400	300	§	2 100	6 600	5 800
Q4 2023	38 000	6 500	7 200	300	200	§	2 000	6 300	5 300
Q1 2024	35 600	5 700	6 500	300	200	§	1 800	6 800	5 900
Q2 2024	36 700	6 400	7 300	400	200	§	2 200	7 900	5 600

表 II.2.3 按提取理由劃分的提取強積金權益的金額  
Table II.2.3 Amount of MPF Benefits Paid by Grounds of Withdrawal  
(百萬港元) (HK\$ million)

季度 Quarter	退休 Retirement	提早退休 Early Retirement	永久 離開香港 Permanent Departure from Hong Kong	完全喪失 行為能力 Total Incapacity	罹患末期 疾病 Terminal Illness	小額結餘 帳戶 Small Balance Account	死亡 Death	抵銷 遣散費 Offsetting Severance Payment	抵銷長期 服務金 Offsetting Long Service Payment
Q2 2023	3,425	1,179	1,787	54	38	§ §	211	472	711
Q3 2023	4,406	1,497	2,213	65	44	§ §	255	516	820
Q4 2023	4,493	1,364	1,688	51	40	§ §	264	506	728
Q1 2024	4,352	1,336	1,507	52	36	§ §	231	557	848
Q2 2024	4,474	1,471	1,702	67	48	§ §	294	648	789

§ 申索數目少於 50 項。  
Less than 50 claims.

§ § 少於 50 萬元。  
Less than \$0.5 million.

1 申索數目指受託人已處理的支付強積金權益的交易數目。在強積金制度下，成員可能持有更多於一個帳戶而須就每個帳戶內的強積金權益向個別受託人提出申索，因此涉及的申索人數目可能不等於申索數目。  
Number of claims refers to the number of transactions processed for payment of MPF benefits. A member may be holding more than one account under the MPF System and make individual claims with trustee(s) for withdrawing his/her MPF benefits in these accounts. Therefore, the number of claimants involved may not be equal to the number of claims.



表 II.2.4 按提取方式劃分的以退休及提早退休理由提取強積金權益的金額

Table II.2.4 Amount of MPF Benefits Paid on the Grounds of Retirement and Early Retirement by Withdrawal Method

(百萬港元) (HK\$ million)

季度 Quarter	退休 Retirement			
	提取整筆權益 In a Lump Sum	分期提取權益 By Instalments		總計* Total*
		首次提取 First Payment	其後提取 Subsequent Payment(s)	
Q2 2023	3,255	108	62	3,425
Q3 2023	4,189	139	79	4,406
Q4 2023	4,234	157	102	4,493
Q1 2024	4,118	145	89	4,352
Q2 2024	4,229	147	98	4,474

(百萬港元) (HK\$ million)

季度 Quarter	提早退休 Early Retirement			
	提取整筆權益 In a Lump Sum	分期提取權益 By Instalments		總計* Total*
		首次提取 First Payment	其後提取 Subsequent Payment(s)	
Q2 2023	1,156	17	5	1,179
Q3 2023	1,466	20	11	1,497
Q4 2023	1,342	15	7	1,364
Q1 2024	1,303	21	12	1,336
Q2 2024	1,441	17	13	1,471

\* 經四捨五入後，各項數字的總和未必等同總計數字。  
Figures may not sum up to the total due to rounding.



### 3. 強積金中介人 MPF Intermediaries

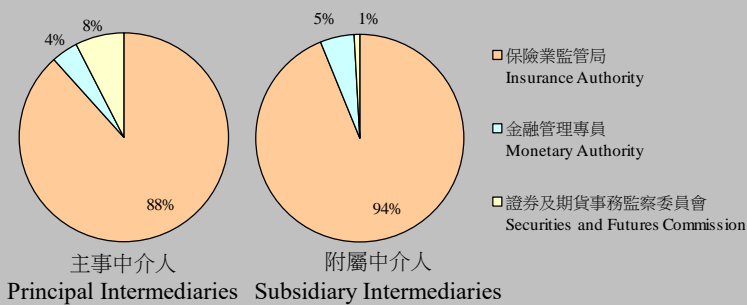
在 2024 年 6 月 30 日，共有 39 231 名註冊強積金中介人，當中主事中介人<sup>1</sup>佔 438 名，附屬中介人<sup>2</sup>佔 38 793 名。

As at 30 June 2024, there were 39 231 registered MPF intermediaries, comprising 438 principal intermediaries<sup>1</sup> and 38 793 subsidiary intermediaries<sup>2</sup>.

表 II.3.1 註冊強積金中介人數目－2024 年 6 月 30 日  
Table II.3.1 Number of Registered MPF Intermediaries – 30 June 2024

	主事中介人 Principal Intermediary	附屬中介人 <sup>3</sup> Subsidiary Intermediary <sup>3</sup>	總計 Total
註冊強積金中介人 Registered MPF Intermediaries	438	38 793	39 231
按前線監督劃分 By Frontline Regulator			
• 保險業監管局 Insurance Authority	387	34 994	35 381
• 金融管理專員 Monetary Authority	18	1 969	1 987
• 證券及期貨事務監察委員會 Securities and Futures Commission	33	327	360
總計 Total	438	37 290	37 728

圖 II.3.1 按前線監督劃分的主事中介人及附屬中介人百分比\*  
— 2024 年 6 月 30 日  
Chart II.3.1 Percentage Share of Principal Intermediaries and Subsidiary Intermediaries\* by Frontline Regulator – 30 June 2024



\* 經四捨五入後，各項百分比的總和未必等同 100%。  
Percentages may not sum up to 100% due to rounding.

- 主事中介人指由積金局註冊為中介人，以從事強積金計劃銷售及推銷活動，或就強積金計劃向他人提供意見的商業實體。  
A principal intermediary is a business entity registered by the MPFA as an intermediary for selling, marketing or giving advice on MPF schemes.
- 附屬中介人指由積金局註冊為中介人，以代表所隸屬的主事中介人從事強積金計劃銷售及推銷活動，或就強積金計劃向他人提供意見的人士。  
A subsidiary intermediary is a person registered by the MPFA as an intermediary for selling, marketing or giving advice on MPF schemes on behalf of the principal intermediary to which the person is attached.
- 截至 2024 年 6 月 30 日，部分附屬中介人沒有隸屬任何主事中介人（在正常情況下不會超過 90 日，在此期間他們不得進行任何受規管活動，或顯示自己進行任何受規管活動），因此未獲派任何前線監督。另一方面，由於附屬中介人皆會獲派其主事中介人的前線監督作為其監督，而部分附屬中介人可能隸屬多於一名主事中介人，因此一名附屬中介人可能會獲派多於一名前線監督。鑑於沒有隸屬任何主事中介人的附屬中介人數目超過隸屬多於一名主事中介人的附屬中介人數目，因此附屬中介人的數目較按前線監督劃分的附屬中介人的總數為多。  
As at 30 June 2024, some subsidiary intermediaries were not attached to any principal intermediary (normally for a period not exceeding 90 days during which they were prohibited from carrying on any regulated activity or holding themselves out as so carrying on regulated activities) and therefore not assigned to any frontline regulator. On the other hand, subsidiary intermediaries are assigned to their principal intermediary's frontline regulator and some subsidiary intermediaries may be attached to more than one principal intermediary. As such, a subsidiary intermediary may be assigned to more than one frontline regulator. Given that subsidiary intermediaries that were not attached to any principal intermediary outnumbered subsidiary intermediaries that were attached to more than one principal intermediary, the number of subsidiary intermediaries was larger than the total of subsidiary intermediaries by frontline regulator.



#### 4. 強積金產品 MPF Products

表 II.4.1 按計劃種類劃分的註冊計劃數目及百分比\*  
— 2024年6月30日

Table II.4.1 Number and Percentage Share\* of Registered Schemes by Scheme Type  
— 30 June 2024

計劃種類 Scheme Type	集成信託計劃 Master Trust Scheme	行業計劃 Industry Scheme	僱主營辦計劃 Employer Sponsored Scheme	總計 Total
數目 Number	21 (88%)	2 (8%)	1 (4%)	24 (100%)

表 II.4.2 按基金種類劃分的核准成分基金淨資產值<sup>1</sup>

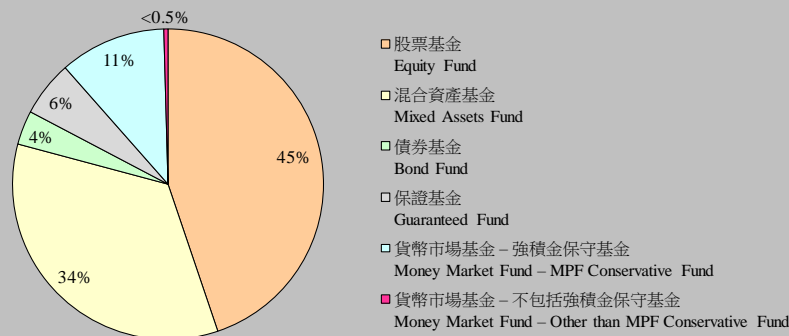
Table II.4.2 Net Asset Values<sup>1</sup> of Approved Constituent Funds by Fund Type

(百萬港元) (HK\$ million)

日期 As at	基金種類 Fund Type						總計* Total*
	股票基金 Equity Fund	混合資產基金 Mixed Assets Fund	債券基金 Bond Fund	保證基金 Guaranteed Fund	貨幣市場基金 - 強積金保守基金 Money Market Fund - MPF Conservative Fund	貨幣市場基金 - 不包括強積金保守基金 Money Market Fund - Other than MPF Conservative Fund	
30.06.2023	481,738	385,653	39,913	78,935	120,470	5,037	1,111,746
30.09.2023	469,571	373,123	39,113	77,912	122,743	5,078	1,087,539
31.12.2023	491,612	401,088	42,616	70,026	130,143	5,192	1,140,676
31.03.2024	518,980	413,543	43,135	69,949	132,250	5,182	1,183,038
30.06.2024	549,325	421,198	43,475	70,985	135,659	5,274	1,225,916

圖 II.4.1 各類核准成分基金所佔總淨資產值百分比\*  
— 2024年6月30日

Chart II.4.1 Percentage Share of Aggregate Net Asset Values\* by Fund Type  
— 30 June 2024



\* 經四捨五入後，各項數字或百分比的總和未必等同總計數字或 100%。  
Figures or percentages may not sum up to the total or 100% due to rounding.

1 有關數字包括轉移自職業退休計劃的資產。  
The figures include assets transferred from ORSO schemes.



表 II.4.3 按基金種類劃分的核准成分基金數目及百分比\*  
— 2024年6月30日

Table II.4.3 Number and Percentage Share of Approved Constituent Funds\* by Fund Type – 30 June 2024

基金種類 Fund Type	股票基金 Equity Fund	混合資產 基金 Mixed Assets Fund	債券基金 Bond Fund	保證基金 Guaranteed Fund	貨幣市場基金 - 強積金 保守基金 Money Market Fund – MPF Conservative Fund	貨幣市場基金 - 不包括 強積金 保守基金 Money Market Fund – Other than MPF Conservative Fund	總計 Total
數目 Number	143 (38%)	160 (42%)	35 (9%)	9 (2%)	24 (6%)	8 (2%)	379 (100%)

圖 II.4.2 按貨幣劃分投資於存款及現金的核准成分基金資產分配\*  
— 2024年3月31日

Chart II.4.2 Investment of Approved Constituent Funds\*: Deposits and Cash by Currency Breakdown – 31 March 2024

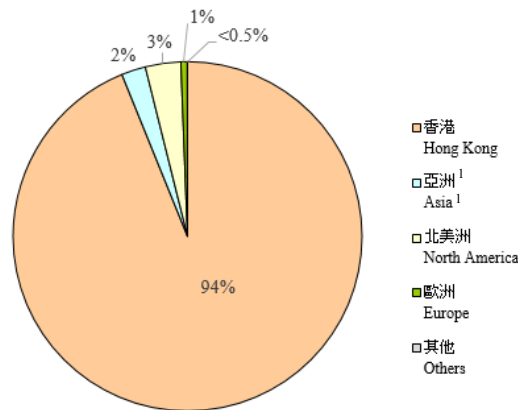
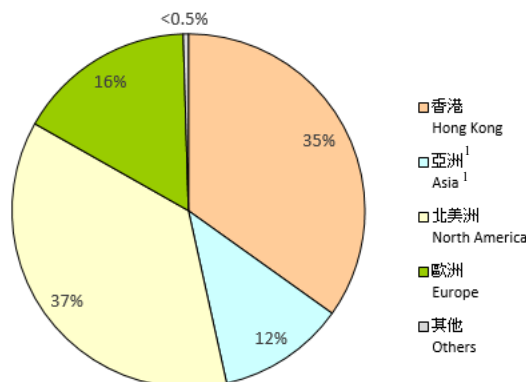


圖 II.4.3 按貨幣劃分投資於債務證券的核准成分基金資產分配\*  
— 2024年3月31日

Chart II.4.3 Investment of Approved Constituent Funds\*: Debt Securities by Currency Breakdown – 31 March 2024



\* 經四捨五入後，各項百分比的總和未必等同 100%。  
Percentages may not sum up to 100% due to rounding.

<sup>1</sup> 不包括香港。  
Excludes Hong Kong.



圖 II.4.4 按地域<sup>1</sup>劃分投資於股票的核准成分基金資產分配\*  
— 2024年3月31日

Chart II.4.4 Investment of Approved Constituent Funds\*: Equities by Geographical Region<sup>1</sup> – 31 March 2024

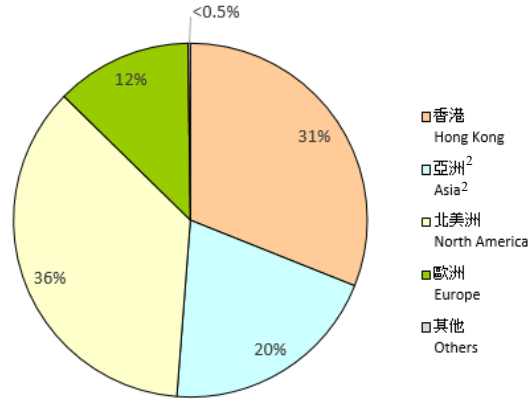
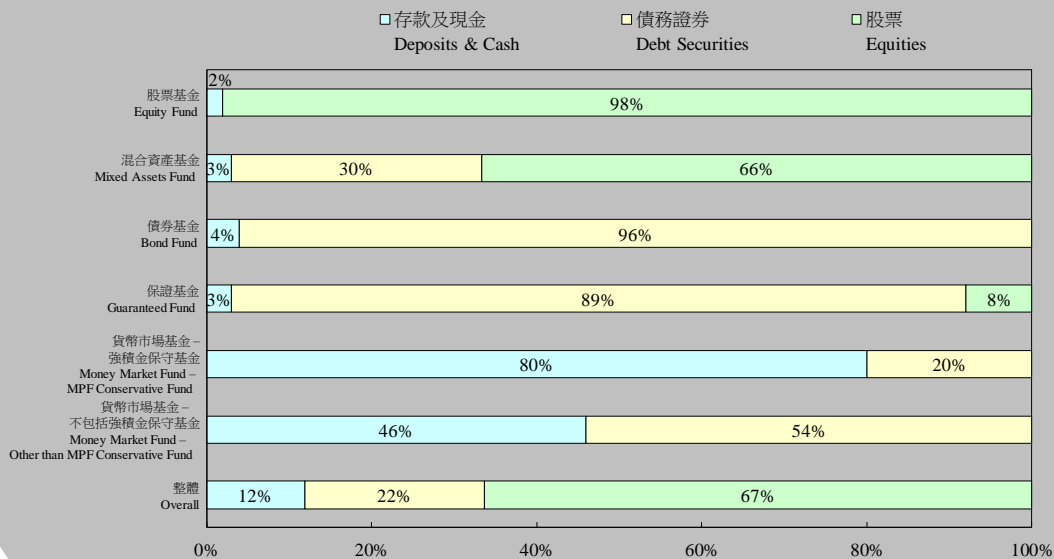


圖 II.4.5 按基金種類及資產類別劃分的核准成分基金資產分配\*  
— 2024年3月31日

Chart II.4.5 Asset Allocation of Approved Constituent Funds\* by Fund Type and Asset Class – 31 March 2024



\* 經四捨五入後，各項百分比的總和未必等同 100%。  
Percentages may not sum up to 100% due to rounding.

1 就股票而言，地域是指該股票的第一上市地。

For equities, geographical region reflects the place of primary listing of the equities.

2 不包括香港。

Excludes Hong Kong.



## 5. 強積金投資表現 MPF Investment Performance

表 II.5.1 按期間劃分的強積金制度的淨回報率<sup>1</sup>  
Table II.5.1 Net Rate of Return<sup>1</sup> of the MPF System by Period

期間 Period	( 百萬港元 ) (HK\$ million)				淨回報率 <sup>3</sup> Net Rate of Return <sup>3</sup>
	淨資產值 Net Asset Values		期內 總淨供款 <sup>2</sup> Total Net Contributions during the Period <sup>2</sup>	期內 淨投資回報 <sup>3</sup> Net Investment Return <sup>3</sup> during the Period (b)-(a)-(c)	
	期始 Period- Beginning (a)	期末 Period- End (b)			
2001 <sup>4</sup>	-	36,013	37,694	-1,681	-6.6%
2002	36,013	55,063	23,243	-4,193	-8.5%
2003	55,063	89,409	22,216	12,130	18.1%
2004	89,409	120,183	22,245	8,529	8.4%
2005	120,183	151,360	22,996	8,181	6.2%
2006	151,360	202,407	24,136	26,912	16.4%
2007	202,407	264,786	26,136	36,243	16.8%
2008	264,786	209,484	29,931	-85,233	-30.2%
2009	209,484	308,870	37,712 <sup>5</sup>	61,674	26.6%
2010	308,870	365,442	31,215 <sup>5</sup>	25,356	7.8%
2011	365,442	356,035	34,028	-43,435	-11.3%
2012	356,035	439,839	37,350	46,455	12.4%
2013	439,839	514,065	40,192	34,033	7.4%
2014	514,065	565,083	42,951	8,067	1.5%
2015	565,083	591,320	47,363	-21,126	-3.6%
2016	591,320	646,342	49,257	5,764	0.9%
2017	646,342	843,515	47,455	149,718	22.3%
2018	843,515	813,024	50,844	-81,335	-9.3%
2019	813,024	969,455	53,636	102,795	12.2%
2020	969,455	1,139,166	52,741	116,971	11.7%
2021	1,139,166	1,181,795	46,634	-4,005	-0.3%
2022	1,181,795	1,051,114	55,879	-186,560	-15.4%
2023	1,051,114	1,140,676	52,414	37,148	3.4%

1 強積金制度的淨回報率按內部回報率計算，此方法通稱「金額加權法」，當中計及向強積金制度作出供款及從制度提取權益的款額及時間。採用內部回報率計算回報，是因為這方法更能反映強積金制度的現金流入與流出特性。

The net rate of return of the MPF System was calculated by way of the internal rate of return (IRR), a method commonly known as dollar-weighted return. The IRR method, which takes into account the amount and timing of contributions into and benefits withdrawn from the MPF System, was used as it better reflects the features of cash inflow and outflow of the MPF System.

2 期內總淨供款指扣除期內支付的權益後的淨流入供款。

Total Net Contributions during the Period refer to the net contribution inflow after deducting the amount of benefits paid during the period.

3 回報數字已扣除費用及收費。經四捨五入後，各項數字的總和未必等同總計數字。

Return figures are net of fees and charges. Figures may not sum up to the total due to rounding.

4 涵蓋由2000年12月1日至2001年12月31日期間的回報數字。該數字經年率化計算。

Covers the return from 1 December 2000 to 31 December 2001. The figure has been annualized.

5 包括政府在2009年3月至2010年12月期間為合資格計劃成員的強積金帳戶注入的84.1億元淨特別供款。

Include \$8.41 billion of net special contributions paid by the Government to the MPF accounts of eligible scheme members in the period of March 2009 – December 2010.



表 II.5.2 按基金種類及期間劃分的核准成分基金的平均年率化淨回報<sup>1</sup>  
— 2024年6月30日

Table II.5.2 Annualized Average Net Return of Approved Constituent Funds<sup>1</sup> by Fund Type and Period – 30 June 2024

基金種類 Fund Type	過去一年 Past 1 year	過去五年 Past 5 years	過去十年 Past 10 years	自 1.12.2000 Since 1.12.2000
股票基金 Equity Fund	6.2%	0.7%	2.8%	3.9%
混合資產基金 Mixed Assets Fund	6.5%	2.3%	2.7%	3.8%
債券基金 Bond Fund	1.4%	-1.5%	-0.4%	1.8%
保證基金 <sup>2</sup> Guaranteed Fund <sup>2</sup>	1.7%	0.0%	0.3%	0.9%
貨幣市場基金 – 強積金保守基金 Money Market Fund – MPF Conservative Fund	3.9%	1.4%	0.8%	0.9%
貨幣市場基金 – 不包括強積金保守基金 Money Market Fund – Other than MPF Conservative Fund	3.1%	1.0%	0.7%	0.6%
<b>同期消費物價指數變動</b> <b>Change of the Consumer Price Index (CPI) for the Same Periods</b>				
年率化綜合消費物價指數變動 <sup>3</sup> Annualized Composite CPI % Change <sup>3</sup>	1.5%	1.4%	2.0%	1.8%

1 回報數字已扣除費用及收費。各類成分基金的回報均以「時間加權法」計算。此方法計及每一成分基金在不同時段的單位價格及資產值。有別於內部回報率計算方法，此方法並不反映向成分基金作出供款及從基金提取權益的影響。

Return figures are net of fees and charges. Returns of different types of constituent funds were calculated by way of time-weighted method. This time-weighted method takes into account the unit price and net asset value of each constituent fund at different points in time. Unlike the IRR method, it does not capture the impact of the contributions into and benefits withdrawn from the constituent funds.

2 回報數字並不代表保證回報。個別計劃成員的實際投資回報或會視乎計劃成員是否符合保證基金的保證或附帶條款。

Return figures do not represent the guaranteed rates of returns. The actual investment return for a scheme member may depend on whether the scheme member fulfills the qualifying conditions of a guaranteed fund.

3 根據政府統計處以 2019/20 年為基期編製的綜合消費物價指數計算。

Calculated on the basis of the 2019/20-based Composite CPI compiled by the Census and Statistics Department.

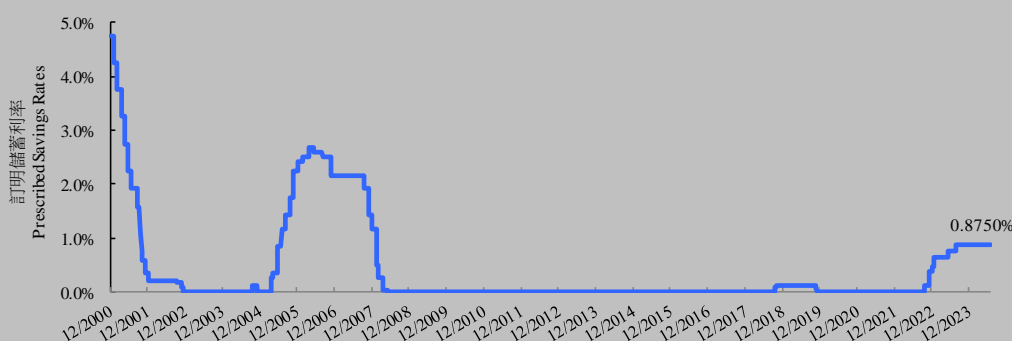




表 II.5.3 按基金種類劃分的強積金成分基金的基金開支比率<sup>1</sup>  
Table II.5.3 Fund Expense Ratio<sup>1</sup> (FER) of MPF Constituent Funds by Fund Type

基金種類 Fund Type	基金開支比率 FER		
	平均 Average	最高 Highest	最低 Lowest
股票基金 Equity Fund	1.50%	2.13%	0.61%
混合資產基金 Mixed Assets Fund	1.33%	1.89%	0.61%
債券基金 Bond Fund	1.23%	1.83%	0.77%
保證基金 <sup>2</sup> Guaranteed Fund <sup>2</sup>	1.81%	3.39%	1.56%
貨幣市場基金 – 強積金保守基金 Money Market Fund – MPF Conservative Fund	1.12%	1.69%	0.61%
貨幣市場基金 – 不包括強積金保守基金 Money Market Fund – Other than MPF Conservative Fund	0.90%	1.24%	0.30%

圖 II.5.1 已公布的訂明儲蓄利率<sup>3</sup>  
Chart II.5.1 Published Prescribed Savings Rates<sup>3</sup>



1 上表內的基金開支比率乃根據於 2024 年 6 月 30 日在積金局網頁上公布並財政期於 2022 年 10 月 1 日至 2023 年 9 月 30 日期間終結的所有強積金成分基金的基金開支比率而計算。  
The FER in the table above is compiled on the basis of the FERs of MPF constituent funds with their financial year end dates falling within the period from 1 October 2022 to 30 September 2023 which was published in the MPFA website on 30 June 2024.

2 包括保證費。  
Including guarantee charge.

3 訂明儲蓄利率是積金局為配合強積金保守基金運作需要而根據《強制性公積金計劃（一般）規例》第 37(8)條訂明的利率。  
The prescribed savings rates are prescribed by the MPFA pursuant to section 37(8) of the Mandatory Provident Fund Schemes (General) Regulation for the operation of MPF Conservative Funds.



## 6. 預設投資策略 (「預設投資」) Default Investment Strategy (DIS)

圖 II.6.1 按帳戶類別劃分投資於「預設投資」成分基金的帳戶數目\*  
Chart II.6.1 Number of Accounts Investing in DIS Constituent Funds\* by Categories of Accounts

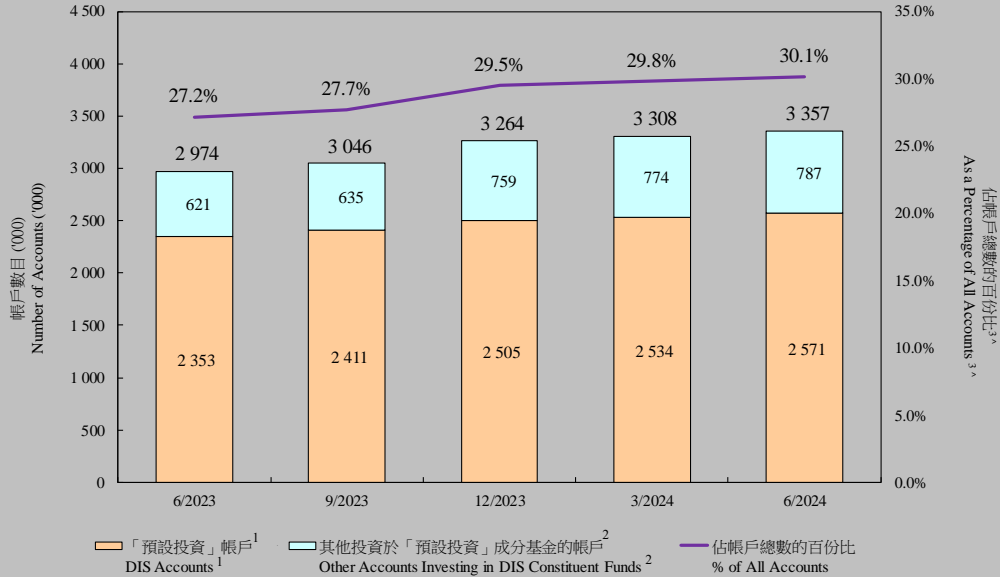
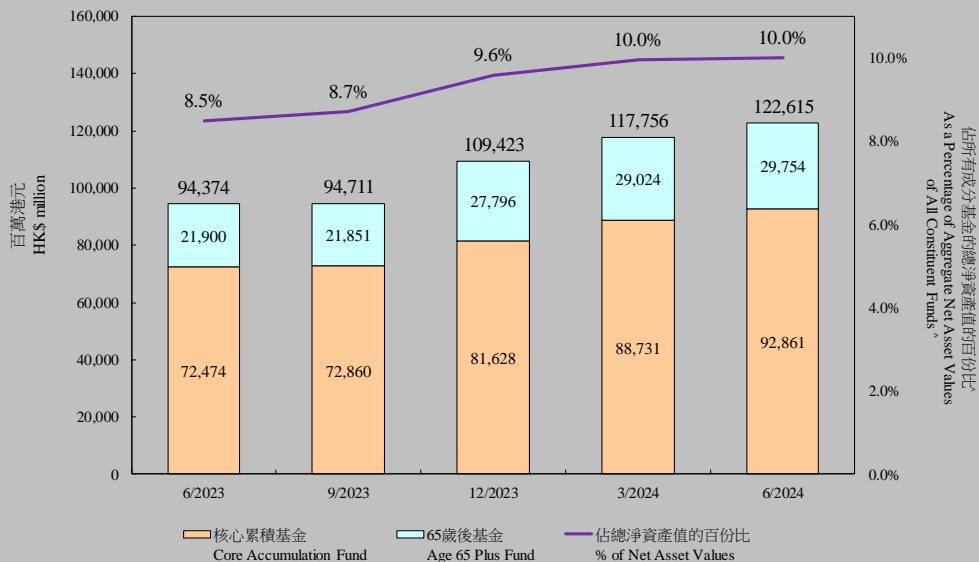


圖 II.6.2 按基金種類劃分投資於「預設投資」成分基金的強積金資產\*  
Chart II.6.2 MPF Assets Invested in DIS Constituent Funds\* by Fund Type



\* 經四捨五入後，各項數字的總和未必等同總計數字。  
Figures may not sum up to the total due to rounding.

^ 百分比乃以未經進位的數字計算得出。  
Percentage figures are derived from unrounded figures.

1 「預設投資」帳戶指根據「預設投資」的規定把帳戶內全部或部分資產投資於「預設投資」成分基金的成員帳戶。  
DIS accounts refer to those member accounts which wholly or partly invested in the DIS constituent funds according to the DIS.

2 其他投資於「預設投資」成分基金的帳戶指把帳戶內全部或部分資產投資於一個或兩個「預設投資」成分基金，但並非根據「預設投資」的規定進行投資的帳戶。  
Other accounts investing in DIS constituent funds refer to those accounts which wholly or partly invested in one or both of the DIS constituent funds, but not according to the DIS.

3 包括供款帳戶、個人帳戶和可扣稅自願性供款帳戶。  
Include contribution accounts, personal accounts and Tax-deductible Voluntary Contribution accounts.



表 II.6.1 按基金種類及期間劃分的「預設投資」成分基金的平均年  
率化淨回報<sup>1</sup>—2024 年 6 月 30 日  
Table II.6.1 Annualized Average Net Return<sup>1</sup> of DIS Constituent Funds by Fund  
Type and Period – 30 June 2024

基金種類 Fund Type	過去一年 Past 1 year	過去五年 Past 5 years	自 1.4.2017 <sup>2</sup> Since 1.4.2017 <sup>2</sup>
核心累積基金 Core Accumulation Fund (CAF)	11.5%	6.0%	6.0%
65 歲後基金 Age 65 Plus Fund (A65F)	4.4%	1.0%	1.9%
<b>同期參考投資組合<sup>3</sup>變動 Change of the Reference Portfolio<sup>3</sup> for the Same Periods</b>			
參考投資組合 – 核心累積基金 Reference Portfolio – CAF	10.9%	5.5%	5.7%
參考投資組合 – 65 歲後基金 Reference Portfolio – A65F	4.2%	0.6%	1.6%

1 回報數字已扣除費用及收費。「預設投資」成分基金的回報以「時間加權法」計算。年率化淨回報率按每月回報率的 12 次方計算得出。  
Return figures were calculated **net of fees and charges**. Returns of DIS constituent funds were calculated by way of time-weighted method. The annualized net return was calculated by raising the monthly return to the power of 12.

2 「預設投資」於 2017 年 4 月 1 日推出。  
The DIS was launched on 1 April 2017.

3 核心累積基金及 65 歲後基金的參考投資組合由強積金業界經諮詢積金局後制定，用以量度及匯報有關基金的表現。  
The reference portfolios for the CAF and A65F were developed by the MPF industry in consultation with the MPFA for performance measurement and reporting purposes.

## 7. 職業退休計劃 ORSO Schemes

表 II.7.1 按利益種類劃分的職業退休計劃數目  
Table II.7.1 Number of ORSO Schemes by Benefit Type

		註冊計劃 <sup>1</sup> Registered Schemes <sup>1</sup>	豁免計劃 Exempted Schemes	總計 Total
獲強積金 豁免 MPF Exempted	界定供款計劃 Defined Contribution Schemes	2 245	92	2 337
	界定利益計劃 Defined Benefit Schemes	141	72	213
	小計 Sub-total	2 386	164	2 550
沒有獲 強積金 豁免 Non-MPF Exempted	界定供款計劃 Defined Contribution Schemes	414	153	567
	界定利益計劃 Defined Benefit Schemes	13	91	104
	小計 Sub-total	427	244	671
總計 Total		2 813	408	3 221

表 II.7.2 職業退休註冊計劃<sup>1</sup>參與成員數目  
Table II.7.2 Participating Members in ORSO Registered Schemes<sup>1</sup>

	僱主 Employers	僱員 Employees
獲強積金豁免的職業退休註冊計劃 MPF Exempted ORSO Registered Schemes	3 875	227 247
沒有獲強積金豁免的職業退休註冊計劃 Non-MPF Exempted ORSO Registered Schemes	773	36 751
總計 <sup>2</sup> Total <sup>2</sup>	4 648	263 998

表 II.7.3 職業退休註冊計劃<sup>1</sup>的資產值及年度供款款額  
Table II.7.3 Asset Value and Annual Contribution Amount of ORSO Registered Schemes<sup>1</sup>

	(百萬港元) (HK\$ million)		
	獲強積金豁免 MPF Exempted	沒有獲強積金豁免 Non-MPF Exempted	總計 Total
資產值 Asset Value	275,556	16,176	291,732
年度供款款額 Annual Contribution Amount	19,265	1,615	20,880

1 由於各個職業退休註冊計劃的財政年度並無劃一的起訖日期，有關的統計數字是根據截至2024年6月30日的職業退休註冊計劃向積金局呈交的最新周年申報表所載之資料而編製。

Since ORSO registered schemes do not have common start and end dates of the financial year, statistics of these schemes were compiled on the basis of the latest annual returns filed with the MPFA up to 30 June 2024.

2 有關數字是指參與獲強積金豁免的職業退休註冊計劃及沒有獲強積金豁免的職業退休註冊計劃的僱主或僱員的總數。由於職業退休計劃條例沒有規限僱主或僱員只可參與一個職業退休註冊計劃，因此同一僱主或僱員有可能同時參與多於一個職業退休註冊計劃，而有關數字並未扣除由於僱主或僱員可能同時參與多個職業退休註冊計劃的重複數目。

The relevant figures refer to the aggregate number of employers or employees participating in MPF exempted ORSO registered schemes and non-MPF exempted ORSO registered schemes. Since the Occupational Retirement Schemes Ordinance does not restrict employers or employees from participating in only one ORSO registered scheme, it is possible for the same employer or employee to participate in more than one ORSO registered scheme simultaneously. Any duplications due to the participation of employers or employees in more than one ORSO registered scheme have not been removed.



### III. 資料來源 Sources of Data

#### 強積金計劃

核准受託人、註冊計劃、核准成分基金及註冊中介人的統計數字，乃基於積金局的紀錄而編製。至於強積金計劃的登記數目及計劃成員總數、已收供款、已支付權益、核准成分基金的淨資產值及基金開支比率，則根據受託人及積金易平台有限公司定期向積金局呈交的資料而編製。

#### 職業退休註冊計劃

職業退休註冊計劃的資產值和年度供款款額統計數字，乃根據職業退休註冊計劃向積金局呈交的最新周年申報表所載之資料而編製。

#### MPF Schemes

Statistics on the number of approved trustees, registered schemes, approved constituent funds and registered intermediaries were compiled on the basis of the records kept by the MPFA. For the statistics on the enrolment and total number of scheme members in the MPF schemes, contributions received, benefits paid, Net Asset Value and Fund Expense Ratio of approved constituent funds, they were compiled on the basis of regular information submitted by the trustees and the eMPF Platform Company Limited to the MPFA.

#### ORSO Registered Schemes

Statistics on the asset value and annual contribution amount of ORSO registered schemes were compiled on the basis of the latest annual returns filed with the MPFA in respect of the ORSO registered schemes.



強制性公積金計劃管理局  
MANDATORY PROVIDENT FUND  
SCHEMES AUTHORITY